

- Moot IE UK 19
- Participants
- Badges
- Competencies
- Grades
- General
- Topic 1

Moodle Moot IE UK 2019

[Dashboard](#) / [My courses](#) / [Moot IE UK 19](#) / [Topic 1](#) / Checklist

Checklist

This is an example checklist

Required items:  57%

All items:  40%

The Checklist checklist

Davo Smith, Synergy Learning

- Dashb
- Site ho
- Calendar
- Private files
- My courses
- Course 1.2
- Course 1.1

◀ Announcements

Jump to...

synergy learning



@davosmith

Moot IE UK 19

Participants

Badges

Competencies

Grades

General

Topic 1

Topic 2

Topic 3

Topic 4

Dashboard

Site home

Calendar

Private files

My courses

Course 1.2

Course 1.1

Moodle Moot IE UK 2019

[Dashboard](#) / [My courses](#) / [Moot IE UK 19](#) / [Topic 1](#) / [Checklist](#)

Checklist

This is an example checklist

Required items:



All items:



Section 1 heading

- ☒ Required item
- ☐ Another required item
 - ☒ Sub item 1
 - ☒ Sub item 2

☐ Optional extra item

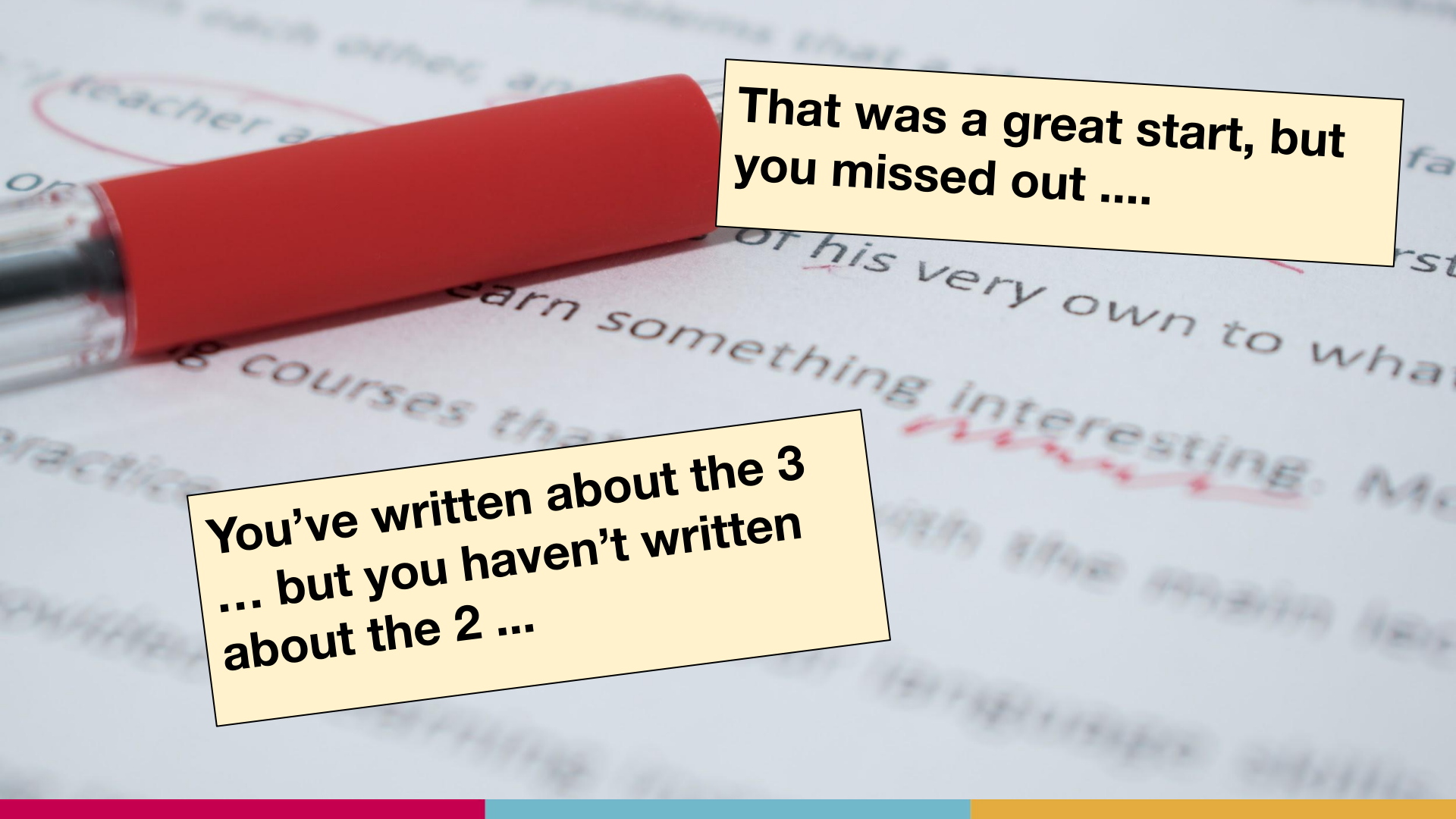
Section 2 heading

- ☐ Required item
- ☒ Another required item
- ☐ Don't forget this item
- ☐ Bonus item 1
- ☐ Bonus item 2

[Announcements](#)

Jump to...

Why?

A red pen with a silver clip is lying diagonally across a document. The document has faint, blurry text, including phrases like "teacher and", "or his very own to what", "earn something interesting. Me", and "courses that". There are some red markings on the document, including a circle around the word "teacher" and some red lines under the word "interesting".

**That was a great start, but
you missed out**

**You've written about the 3
... but you haven't written
about the 2 ...**

Useful features

Checklist

[View checklist](#)[View progress](#)[Edit checklist](#)

- Section 1 heading**
- ☒ Required item
 - ☒ Another required item
 - ☒ Sub item 1
 - ☒ Sub item 2
 - ☐ Optional extra item
- Section 2 heading**
- ☒ Required item
 - ☒ Another required item
 - ☒ Don't forget this item
 - ☐ Bonus item 1
 - ☐ Bonus item 2

☒ Link to [Edit dates](#)

Headings

hecklist

s is an example checklist

Required items:



57%

All items:



40%

Section 1 heading

- ☒ Required item
- ☐ Another required item
 - ☒ Sub item 1
 - ☒ Sub item 2
- ☐ Optional extra item





























































Section 2 heading

- ☐ Required item
- ☒ Another required item
- ☐ Don't forget this item
- ☐ Bonus item 1
- ☐ Bonus item 2

Useful features

Checklist

[View checklist](#)[View progress](#)[Edit checklist](#)

- ☐ **Section 1 heading**     
- ☒ Required item     
- ☒ Another required item     
 - ☒ Sub item 1     
 - ☒ Sub item 2     
- ☐ Optional extra item     
- ☐ **Section 2 heading**     
- ☒ Required item     
- ☒ Another required item     
- ☒ Don't forget this item     
- ☐ Bonus item 1     
- ☐ Bonus item 2     

☒ Link to [Edit dates](#)

Optional items

Checklist

This is an example checklist

Required items:



57%

All items:



40%

Section 1 heading

- ☒ Required item
- ☐ Another required item
- ☒ Sub item 1
- ☒ Sub item 2

☐ Optional extra item





























































Section 2 heading

- ☐ Required item
- ☒ Another required item
- ☐ Don't forget this item
- ☐ Bonus item 1
- ☐ Bonus item 2

Useful features

Checklist

[View checklist](#)[View progress](#)[Edit checklist](#)

- ☐ **Section 1 heading**     
- ☒ Required item     
- ☒ Another required item     
 - ☒ Sub item 1     
 - ☒ Sub item 2     
- ☐ Optional extra item     
- ☐ **Section 2 heading**     
- ☒ Required item     
- ☒ Another required item     
- ☒ Don't forget this item     
- ☐ Bonus item 1     
- ☐ Bonus item 2     

☒ Link to [Edit dates](#)

Indentation

Checklist

This is an example checklist

Required items:



57%

All items:



40%

Section 1 heading

- ☒ Required item
- ☐ Another required item
 - ☒ Sub item 1
 - ☒ Sub item 2

☐ Optional extra item

Section 2 heading

- ☐ Required item
- ☒ Another required item
- ☐ Don't forget this item
- ☐ Bonus item 1
- ☐ Bonus item 2

Useful features

Colourful checklist

[View checklist](#)

[View progress](#)

[Edit checklist](#)

- ☒ Black      
- ☒ Red       
- ☒ Orange       
- ☒ Green       
- ☒ Purple      

☒

Link to

[Edit dates](#)

Colours

Colourful checklist

All items:

0%

- ☐ Black
- ☐ Red
- ☐ Orange
- ☐ Green
- ☐ Purple

EXCITE. ENGAGE. EMPOWER.

Useful features

Moodle Moot Checklist

[View checklist](#)[View progress](#)[Edit checklist](#)

Due dates

☒ Plan presentation      

☒ Create presentation

Update

Cancel

Link to

1  April  2019   Disable


☒ Upload presentation        8 April 2019

☒ Get to Moodle Moot       15 April 2019

Stop editing dates

Moodle Moot Checklist

Items:



- ☒ Plan presentation
- ☐ Create presentation 1 April 2019
- ☐ Upload presentation 8 April 2019
- ☐ Get to Moodle Moot 15 April 2019

EXCITE. ENGAGE. EMPOWER.

Useful features

Student's own items

▼ Settings

User can add their own items

Updates by

Software

Required items: 0%

All items: 0%

☐ 3 input devices

☐ Mouse

☐ Keyboard

For entering text

☐ Microphone

☐ 3 output devices

☐ 2 storage devices

Who can update?

User can add their own items

Updates by

Add due dates to calendar



Section 1 heading

☒ Required item

☐ Another required item

☒ Sub item 1

☒ Sub item 2

☐ *Optional extra item*

User can add their own items

Updates by

Add due dates to calendar



Section 1 heading

☒ Required item

☒ Another required item

☐ Sub item 1

☒ Sub item 2

☐ *Optional extra item*

User can add their own items

Updates by

Add due dates to calendar



Section 1 heading

☒ ☒ Required item

☒ ☐ Another required item














☐ ☒ Sub item 1

☒ ☒ Sub item 2

☐ ☐ *Optional extra item*

EXCITE. ENGAGE. EMPOWER.

Teacher overview

First name ↓ / Surname	Section 1 heading	Required item	Another required item	Sub item 1	Sub item 2	Optional extra item	Section 2 heading	Required item	Another required item
AA 🔍		 ✓		<input type="checkbox"/> ✓	 ✓	<input type="checkbox"/>			<input type="checkbox"/> ✓
BB 🔍		<input type="checkbox"/>		<input type="checkbox"/>	<input type="checkbox"/>	<input type="checkbox"/>		<input type="checkbox"/>	<input type="checkbox"/>
CC 🔍		<input type="checkbox"/> ✓	<input type="checkbox"/> ✓	 ✓	<input type="checkbox"/> ✓				<input type="checkbox"/>
DD 🔍		<input type="checkbox"/>	<input type="checkbox"/>	<input type="checkbox"/>		<input type="checkbox"/>		<input type="checkbox"/>	<input type="checkbox"/>
EE 🔍		<input type="checkbox"/>				<input type="checkbox"/>		<input type="checkbox"/>	

EXCITE. ENGAGE. EMPOWER.

Including course activities

Email when checklist is complete.  No 

Show course modules in checklist  Current section 

Check-off when modules complete  Yes, cannot override 



















Topic 2

[View checklist](#) [View progress](#) [Edit checklist](#)

[Import](#)

There are items on this list that will be automatically updated (as students complete the related a

Show/hide selected items

- ☐ **Topic 2**   
- ☒ Assignment 1   
- ☒ Assignment 2   
- ☒ Assignment 3   
- ☒ Quiz   
- ☒ Remember to check your work!   

☒ [Add](#) [Cancel](#)




Link to

[Edit dates](#)

Topic 2

All items:  50%


Topic 2

- ☒ Assignment 1 
- ☐ Assignment 2 
- ☒ Quiz 
- ☐ Remember to check your work!

Including course activities

Linked to the activity

Email when checklist is complete.  No 

Show course modules in checklist  Current section 

Check-off when modules complete  Yes, cannot override 

























Topic 2

[View checklist](#) [View progress](#) [Edit checklist](#)

Import

There are items on this list that will be automatically updated (as students complete the related a

Show/hide selected items

- ☐ ☐ **Topic 2**   
- ☒ ☒ Assignment 1    
- ☒ ☒ Assignment 2    
- ☒ ☒ Assignment 3    
- ☒ ☒ Quiz    
- ☒ Remember to check your work!     

☒ [Add](#) [Cancel](#)

Link to




[Edit dates](#)

Topic 2

All items:



Topic 2


- ☒ Assignment 1 
- ☐ Assignment 2 
- ☒ Quiz 
- ☐ Remember to check your work!

Including course activities


Hide unwanted items

Email when checklist is complete. 

No 

Show course modules in checklist 

Current section 

Check-off when modules complete 

Yes, cannot override 

Topic 2

[View checklist](#)

[View progress](#)

[Edit checklist](#)

There are items on this list that will be automatically updated (as students complete the related a

Show/hide selected items

- ☐ **Topic 2**   
- ☒ Assignment 1    
- ☒ Assignment 2    
- ☒ Assignment 3    
- ☒ Quiz    
- ☒ Remember to check your work!     


☒

Link to




[Edit dates](#)

Topic 2

All items:



Topic 2


- ☒ Assignment 1 
- ☐ Assignment 2 
- ☒ Quiz 
- ☐ Remember to check your work!

Including course activities


Add manual items


Email when checklist is complete. 

No 

Show course modules in checklist 

Current section 

Check-off when modules complete 

Yes, cannot override 

Topic 2

[View checklist](#)


























[View progress](#)

[Edit checklist](#)

Impo

There are items on this list that will be automatically updated (as students complete the related a

Show/hide selected items

- ☐ **Topic 2**   
- ☒ Assignment 1    
- ☒ Assignment 2    
- ☒ Assignment 3    
- ☒ Quiz    
- ☒ Remember to check your work!      


☒

Link to




[Edit dates](#)

Topic 2



All items:







Topic 2

- ☒ Assignment 1 
- ☐ Assignment 2 
- ☒ Quiz 
- ☐ Remember to check your work!





Including course activities

Email when checklist is complete.  No 

Show course modules in checklist  Current section 

Check-off when modules complete  **Yes, cannot override **

Topic 2

-  Assignment 1
-  Assignment 2
-  Assignment 3
-  Quiz






Automatically update
completed activities

Topic 2

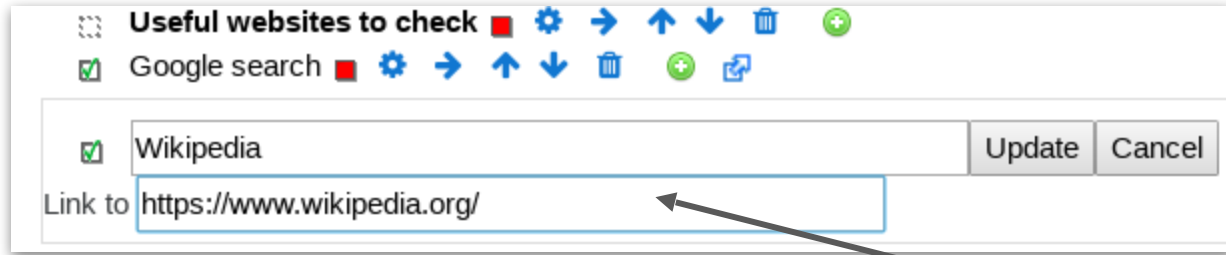
All items:



Topic 2

- ☒ Assignment 1 
- ☐ Assignment 2 
- ☒ Quiz 
- ☐ Remember to check your work!

Linking to URLs



A screenshot of a web browser's 'Useful websites to check' dialog box. The dialog has a title bar with a close button, a settings gear, and navigation arrows. Below the title bar, there is a list of websites. 'Google search' is checked with a green box. 'Wikipedia' is also checked with a green box. Below the 'Wikipedia' entry, there is a text input field containing the URL 'https://www.wikipedia.org/'. To the right of the input field are 'Update' and 'Cancel' buttons. An arrow points from the text 'External sites' to the URL input field.

Useful websites to check

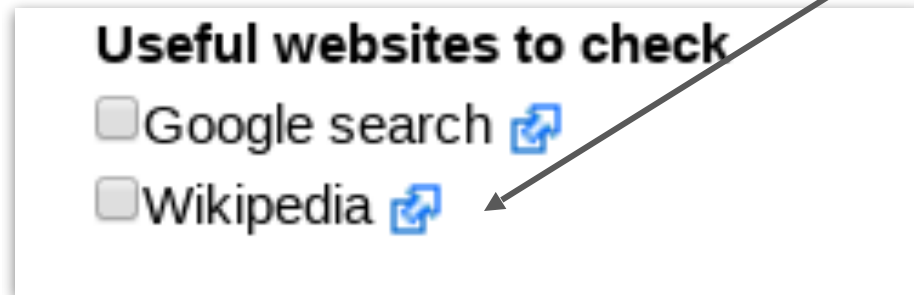
☒ Google search

☒ Wikipedia

Link to

Update Cancel

External sites





A screenshot of a web browser's 'Useful websites to check' dialog box. The dialog has a title bar with a close button, a settings gear, and navigation arrows. Below the title bar, there is a list of websites. 'Google search' is unchecked with a grey box. 'Wikipedia' is also unchecked with a grey box. To the right of each website name is a blue icon representing a link. An arrow points from the text 'External sites' to the 'Wikipedia' entry.

Useful websites to check

☐ Google search







☐ Wikipedia

Linking to URLs

Important activities to complete       



☒ Read through assignment 1 Update Cancel

Link to

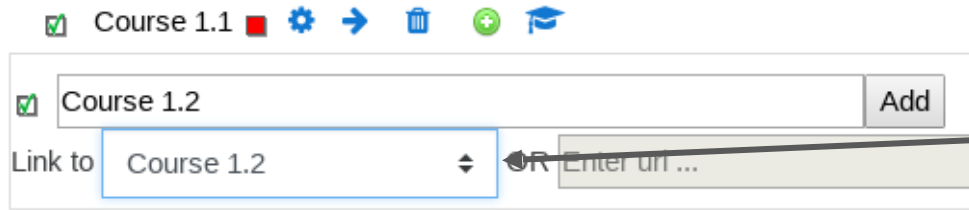
☒ Attempt quiz questions       

Custom course
index

Important activities to complete

- ☐ Read through assignment 1 
- ☐ Attempt quiz questions 

Linking to courses



A screenshot of a course management interface. At the top, there is a header bar with a green checkmark icon, the text 'Course 1.1', a red square icon, a blue gear icon, a blue arrow icon, a blue trash can icon, a green plus icon, and a blue graduation cap icon. Below this, there is a search bar containing 'Course 1.2' and an 'Add' button. Below the search bar, there is a 'Link to' dropdown menu showing 'Course 1.2' and a 'OR Enter url ...' button. A blue box highlights the 'Course 1.2' dropdown menu.



Automatically
update when
course complete

Pre-requisite courses

You must complete these courses before you can finish this course.

All items:



- ☐ Course 1.1 
- ☐ Course 1.2 

Checklist completion

▼ Activity completion

Completion tracking



Show activity as complete when conditions are met

Require grade

☐ Student must receive a grade to complete this activity

Require checked-off

☒ Percentage of items that should be checked-off:

100

Expect completed on



1

April

2019

11

22



☐ Enable

Choose percentage

Combining checklist completion

Completed 75% of activities in section 1 ...

... and completed 50% of activities in section 2 ...


... and manually checked-off these items ...

... and completed prerequisite courses A + B ...

... to complete the checklist, giving access to activity X.

Other features ...

Import /
export items
from CSV

Checklist 

[View checklist](#) [View progress](#) [Edit checklist](#)

[Import items](#) [Export items](#)

A	B	C	D	E	F	G	H	I	J	K	L
Surname	First name	Username	Groups(s)	Enrol date	Start date	Percent (%)	Required	Another r	Sub item	Sub item	Optional
A	A	a		1 April 20	1 April 20	36%	1		1	1	
B	B	b		1 April 2019							
C	C	c		1 April 20	1 April 20	45%	1	1	1	1	
D	D	d		1 April 20							

Checklist
grade export
plugin

Checklist

☒ A A

☐ B B

☒ C C

☐ D D

☐ E E

Checklist
block

ANY QUESTIONS?

synergy learning

FIND OUT MORE



www.synergy-learning.com



info@synergy-learning.com



+44 (0) 28 90 42 2000